


Ministère
de la Sécurité
publique

Profile of Inuit in Correctional Services

2018-2019





Profile of Inuit in Correctional Services 2018-2019



**Number of people
1,099**

accused or convicted Inuit were taken in charge by Québec Correctional Services [+ 10 %]¹

Average age

**771% OF INUIT
AGED 25 TO 49 [+ 2 PTS.]**

The proportion of young adults fell by six percentage points compared to 2015-2016.



Health

Few Inuit have physical or mental health problems. One in ten takes prescription drugs.



Social integration

These people show poor social integration, a high proportion of single people, and a low rate of schooling. More than half have a criminal record.



430 people
In detention centres [- 12%]



301 people
In the community [+ 17%]



368 people
Both of the above [+ 43%]



25%
are women

NOTES

1. 2018-2019 data.

Information in square brackets indicates variation from 2015-2016 data.

Percentage variation is calculated in percentage points (pt. or pts.).



Incarcerated individuals

Number of sentences and of individuals



514
new prison sentences [- 4%]



798
Inuit were detained for at least one day [+ 7%]

Average length of detention



Types of sentences

76% short sentences

19% long sentences [- 2 pts.]

Incarceration rate

83 Inuit DETAINED
/1,000 inhabitants

Inuit living alone or who are unmarried have significantly higher incarceration rates.



Detention-related offences

The most common such offences are assault, assault with a weapon or causing bodily harm and failure to comply with order.

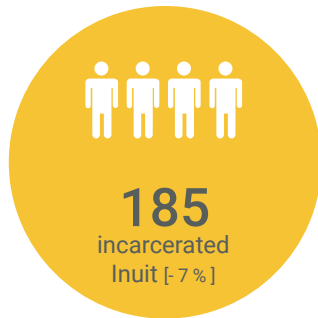
Average daily count



42%

in pre-trial detention [- 9 pts.], mostly held in three detention facilities:

- Amos
- Saint-Jérôme
- Leclerc de Laval



38%

are serving a long sentence [+ 9 pts.] in two detention facilities:

- Saint-Jérôme
- Leclerc de Laval



Community monitoring

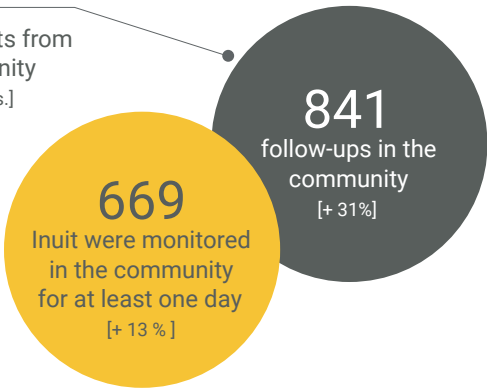
Number of follow-ups and of individuals²

38%

of monitoring results from an order of community service hours [+ 7 pts.]

42%

of monitoring stems from probation with supervision [+ 9 pts.]



Caseload³



414 probation follow-ups [+ 173 files]



99 follow-ups for other measures



297 follow-ups of hours of community service [+ 71 files]

About one in six conditional sentences and three in ten parole releases were revoked.

Professional Correctional Services Directorate (PCSD)

Almost all the follow-ups for a sentencing measure⁴ are provided by the Nord-du-Québec PCSD.

Two PCSDs carried out most follow-ups for a correctional measure: Nord-du-Québec and Montréal Sud-Ouest.

AVERAGE LENGTH OF FOLLOW-UPS



Probation



Hours of community service



Conditional sentence and parole

OFFENCES LEADING TO SENTENCING

Three offences stand out:

1

Assault

2

Assault with a weapon or causing bodily harm

3

Failure to comply with a probation order

Sentencing follow-up rate



Follow-up for **69** Inuits suivis /1,000 inhabitants [+ 12 Inuit]

- Singles
- Men
- Inuit living alone

have higher follow-up rates

NOTES

2. A person may have been the subject of several follow-ups during the year (e.g. detention followed by probation).
3. A person may have been the subject of several follow-ups during the year (e.g. detention followed by probation).
4. Sentencing measure: probation, conditional sentence, or hours of community service. Correctional measure: temporary absence and parole.

